

CONSULTATION PAPER

Need for Extra Primary School Reception Class Places from now until September 2016

HEYWOOD TOWNSHIP

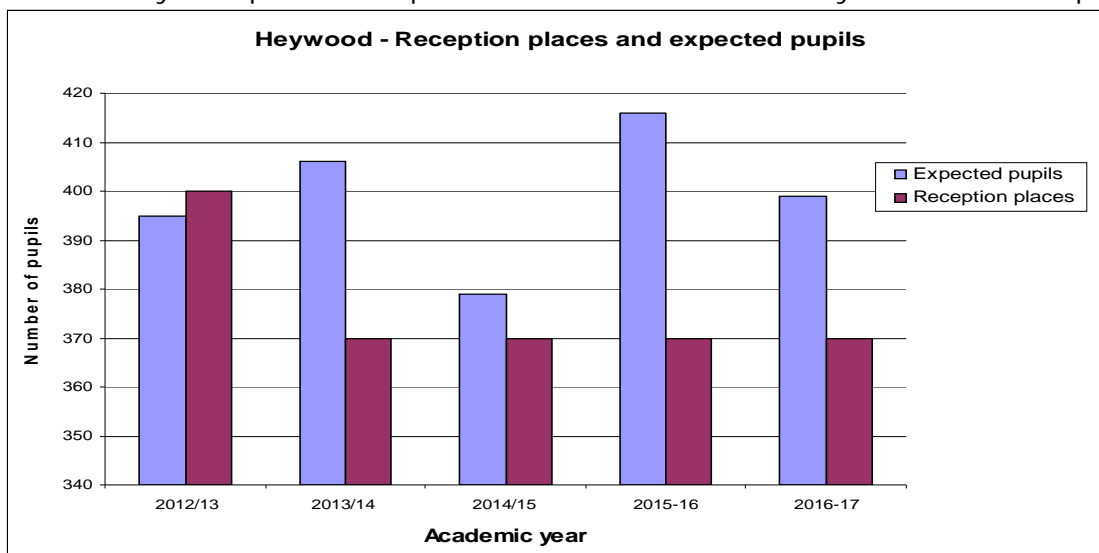


To: Parents and carers of children in Heywood Township, Headteachers, staff and governors of Heywood Township primary schools, Early Years providers, Heywood Township Councillors, Secondary Headteachers, Secretaries of Recognised Trades Unions, Manchester and Salford Dioceses.

1. What is this Letter about?

The Local Authority is looking at how many extra Reception Class places are going to be needed in the next few years. The reason for this letter is to tell you how many extra places are likely to be needed in Heywood Township, and to ask your views about where these places should be provided.

2. How many Reception Class places are there and how many children are expected?



School year	2012/13	2013/14	2014/15	2015-16	2016-17
Expected pupils	395	406	379	416	399
Reception places	400	370	370	370	370

We made sure there were enough places this September by putting extra places at Woodland and Hopwood Primary Schools. The graph shows that in each of the next few years extra places are likely to be needed in the Township: 36 extra places in September 2013; 9 places in September 2014; 46 in September 2015; and 29 extra in 2016. The proposal is to put extra places in at Hopwood and Harwood Park this September. From September 2014 the need for any extra places will be met at Harwood Park

3. Where do you get your information from and how accurate is it?

The Local Authority uses government figures on the actual number of children born in the township, and based on past trends, looks at the proportion of those children who then take up Reception Class places. In some recent years this percentage has been high, so we expect this trend to continue. The projected Reception Class intakes do not take account of the possible effect of any new housing at this stage. The information we have suggests that the biggest increases in births has generally been west of the town centre.

4. What do you take into account to decide where to put extra places?

The Local Authority has to make sure there are enough school places for all children who need them. In deciding the number of extra places needed, it is assumed that all current Reception places will be filled. The Authority has taken into account a number of factors to decide where to put extra places, these are:- distribution of births; physical space in schools; scope to put in extra accommodation; making sure schools can comply with class size limits; and avoiding creating too many extra places. The proposals in the table below show the current thinking to meet the extra need. Alternative proposals and views are invited.

5. How will you put extra space into schools and how will you avoid overcrowding?

The solution is likely to be different for each school. We will look at each school individually- some schools have more space than others and so extra places might be possible by using spare or under-used spaces. In some cases demountable classrooms might be needed. Each year the Authority will need to look closely at the number of applications for places in the Township.

6. How many places are there at each school now?

Planned Admission Number (PAN) capacity for Heywood schools is:

School	PAN	School	PAN	School	PAN	School	PAN
Heap Bridge	25	Harwood Park	45	Hopwood	45	Our Lady & St Paul's RC VA	30
Woodland	60	All Souls CE VC	30	St Michael's CE VA	30	St Joseph's RC VA	45
St Margaret's CE VA	30	St Luke's CE VC	30				

7. Where are you thinking of putting extra new places?

	Sept 2013	Sept 2014	Sept 2015	Sept 2016
Current Reception admission places	370	370	370	370
Expected pupil numbers	406	379	416	399
Extra Places Needed	36	9	46	29
Where more extra places might be available	Hopwood +15 places Harwood Park +15 places Consider further places at other schools	Harwood Park +15 places	Harwood Park +15 places Hopwood +15 places (subject to feasibility) Consider further places at other schools	Harwood Park +15 places Hopwood +15 places (subject to feasibility)

8. Where can I find out more?

This letter concerns Heywood Township. Information on the other townships and the full consultation paper is available on the Rochdale MBC website:

http://www.rochdale.gov.uk/council_and_democracy/consultations.aspx

You can also get a copy by writing to the address below.

9. Making your views known:

Your views on the following will be helpful,

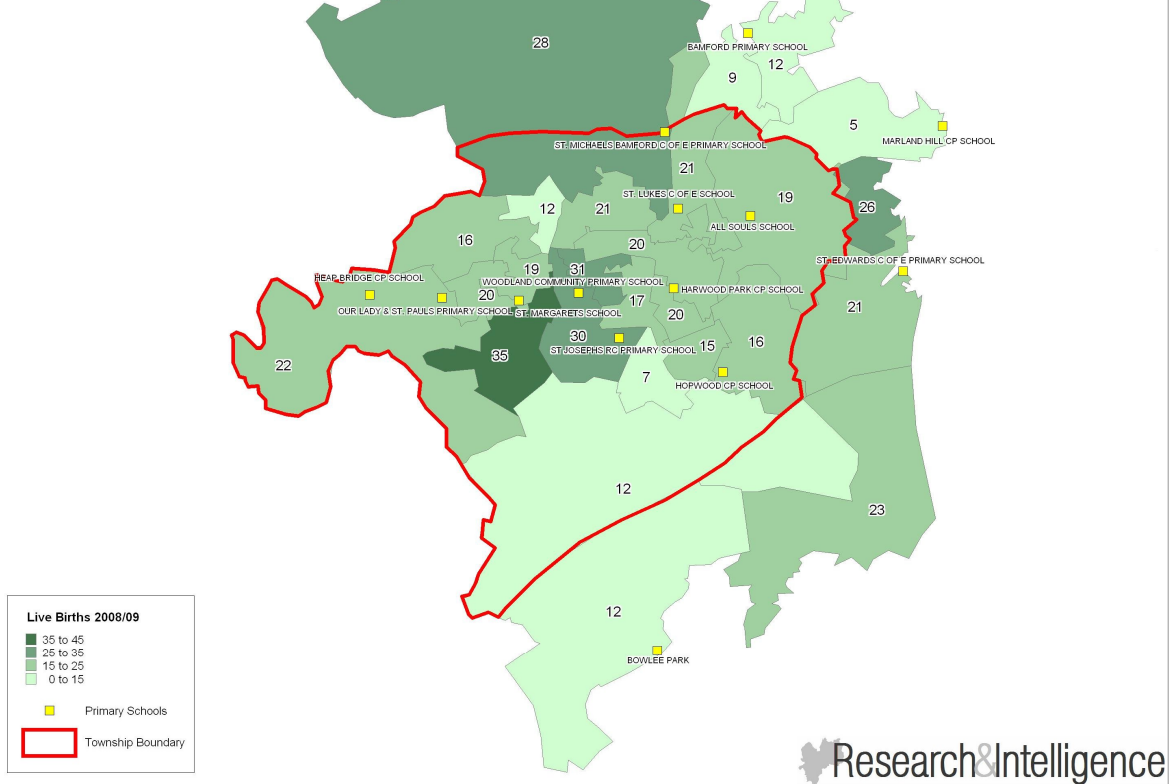
- * are we proposing enough extra places?
- * are the places in the right locality to meet need?
- * would you suggest something different about the need for extra Reception places?

After the closing date a report will go to Cabinet for a final Decision.

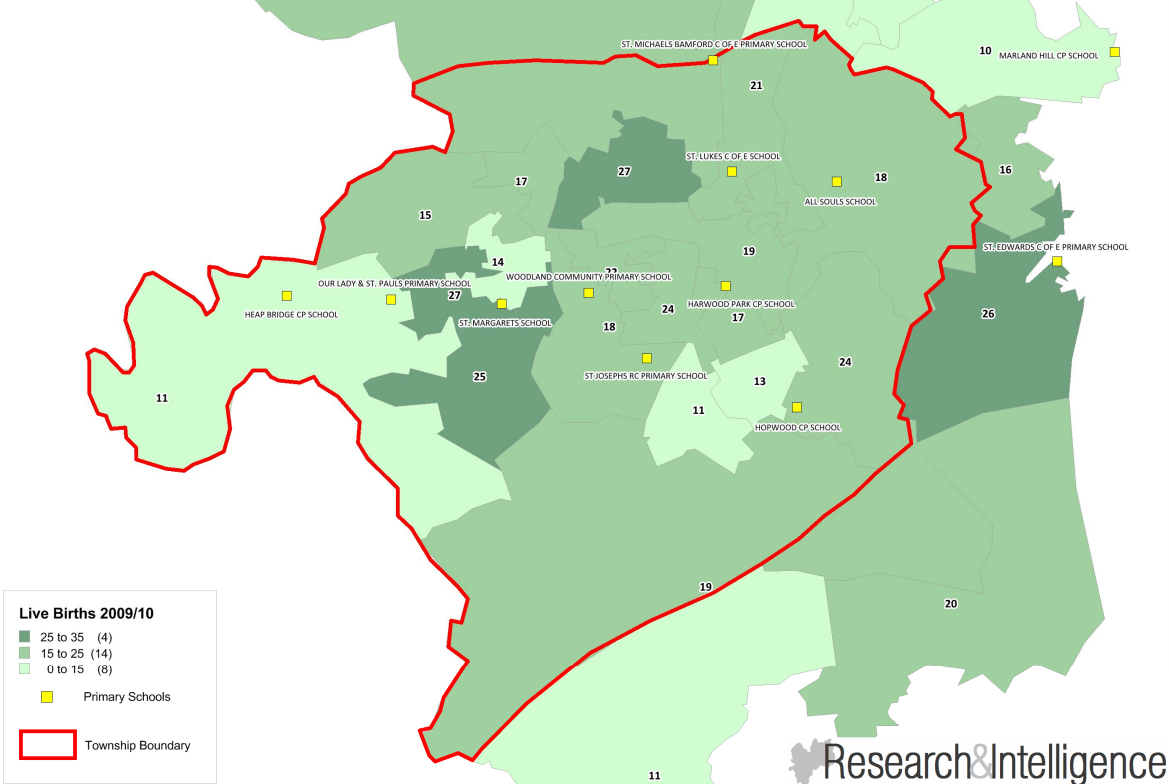
Please send any comments or responses directly to Dawn Jennings at the following address:
 Support for Learning Service, PO Box 70, Municipal Offices, Smith Street, ROCHDALE, OL16 1YD.
 e-mail: dawn.jennings@rochdale.gov.uk or via the RMBC consultation page (as above),
 by Friday 21st December 2012

Maps showing the births within Heywood Township for years 2008 - 2011

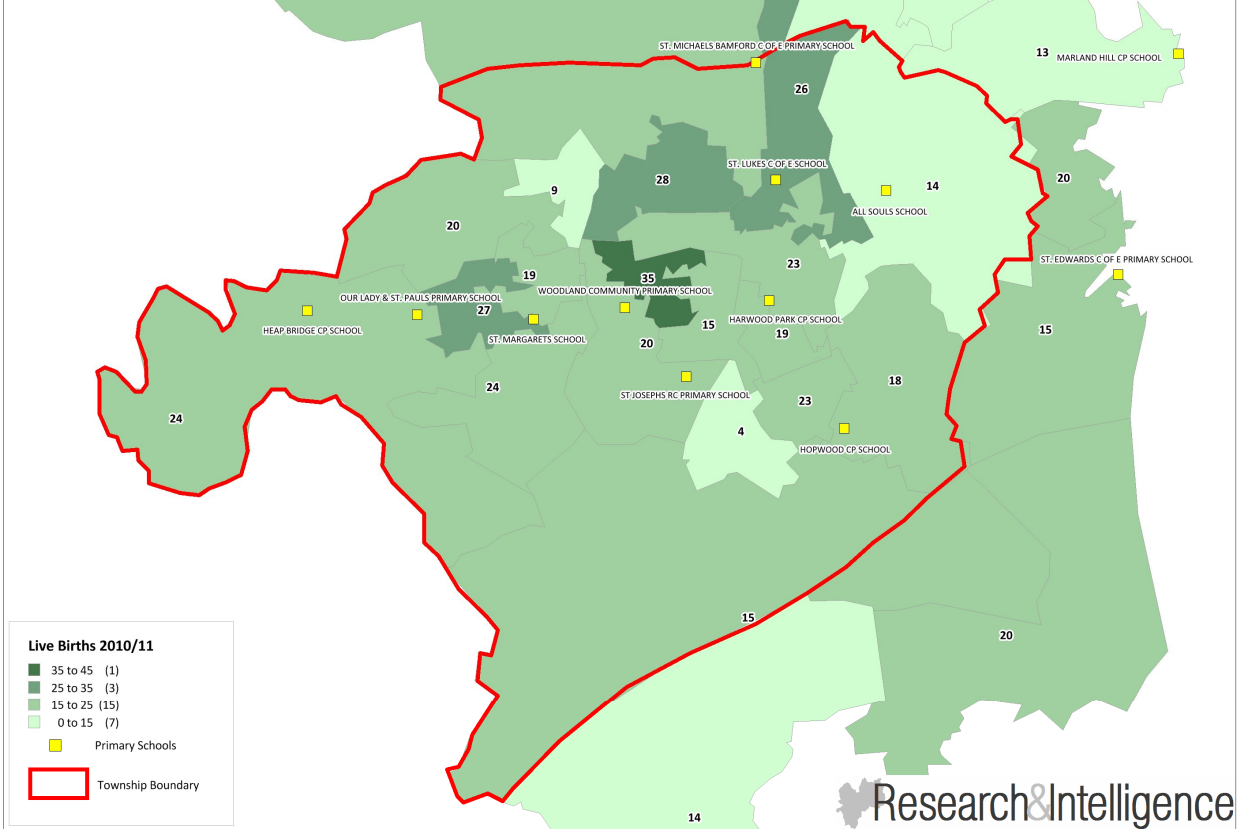
Live Births in Heywood Township 2008/09



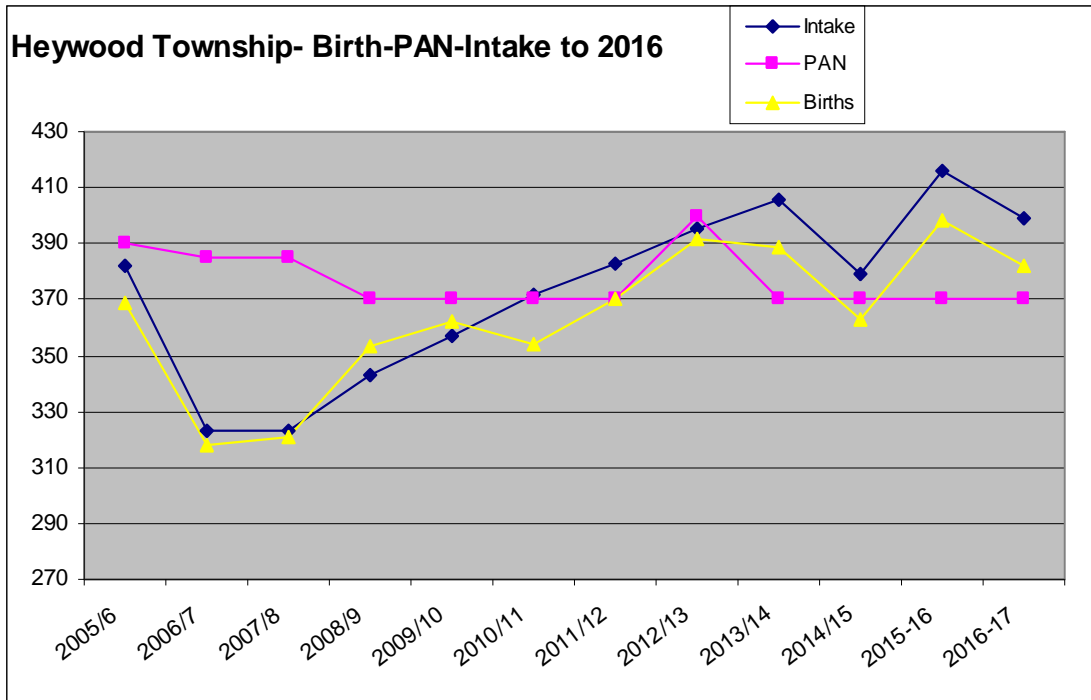
Live Births in Heywood Township 2009/10



Live Births in Heywood Township 2010/11



Heywood births to include years 2005 - 2017



PAN - Planned Admission Number

Heywood admissions, preferences and appeals to September 2012

Sep-12	PAN	Extra	no.of	no.of	%	Places		No.of	No.	No.	Places	
Admissions		R	1st Prefs	1st prefs	1st prefs	at 15April		Appeals	Appeals	Appeals	at 21Sept	
School Name		Places	Rec'd	Offered	Offered	Offered	Vacant		Upheld	pending	Offered	Vacant
Heywood												
All Souls' CE	30	0	38	26	68%	30	0	5	0		30	0
Harwood Park	45	0	24	24	100%	40	-5				40	-5
Heap Bridge	25	0	20	19	95%	21	-4				22	-3
Hopwood	45	15	59	50	85%	60	0	4	0		60	0
OurLady &StPaul'sRC	30	0	25	24	96%	30	0				29	-1
St Joseph's RC	45	0	60	42	70%	45	0	4	1		46	1
St Luke's CE	30	0	47	30	64%	30	0	6	0		30	0
St Margaret's CE	30	0	25	24	96%	30	0				30	0
St Michael's CE B'fd	30	0	39	28	72%	30	0	3	0		30	0
Woodland	60	30	48	45	94%	62	-28				62	-28
Heywood Total	370	45	385	312	81%	378	-37	15	0	0	379	-36

PAN - Planned Admission Number