



Recycling your food waste: Summary report

This report was created on Wednesday 17 July 2019 at 11:03.

The consultation ran from 18/06/2019 to 16/07/2019.

Contents

Question 1: What is your postcode?	1
Please state:	1
Question 2: Do you have a food waste collection service from Rochdale Borough Council at your property?	1
Please select:	1
Question 3: What is your gender?	2
Please select:	2
Question 4: How old are you?	2
Please select:	2
Question 5: Do children live in your household?	3
Please select:	3
If you answered 'Yes' please state how many children live in your household	3
Question 6: What type of property do you live in?	4
Please select:	4
Question 7: Do you have a garden?	4
Please select:	4
Question 8: Do you feel you know what should go in your brown bin?	5
Please select:	5
Question 9: Where do you put your food waste?	5
Please select:	5
If you answered 'other' please specify below:	5
Question 10: If you don't recycle your food waste, why? (Tick as many that apply)	6
Please select:	6
Question 11: How much food do you waste at home a week?	7
Please select:	7
Question 12: Why do you throw food away? (Tick as many that apply)	8
Please select:	8
Question 13: What would persuade you to recycle more of your food waste?	8
Please state:	8
Question 14: How would you like to hear news about our recycling service?	9
Please select:	9

Question 1: What is your postcode?

Please state:

There were **560** responses to this part of the question.

Question 2: Do you have a food waste collection service from Rochdale Borough Council at your property?

Please select:

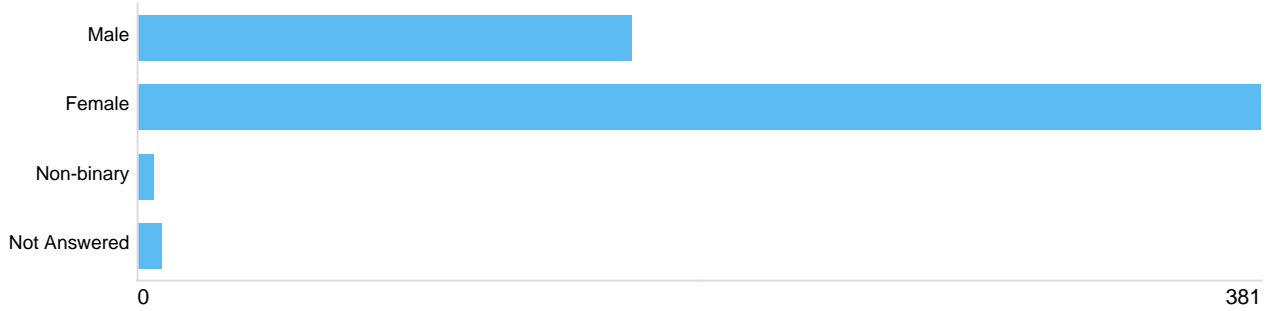




Option	Total	Percent
Yes	545	97.15%
No	16	2.85%
Not Answered	0	0%

Question 3: What is your gender?

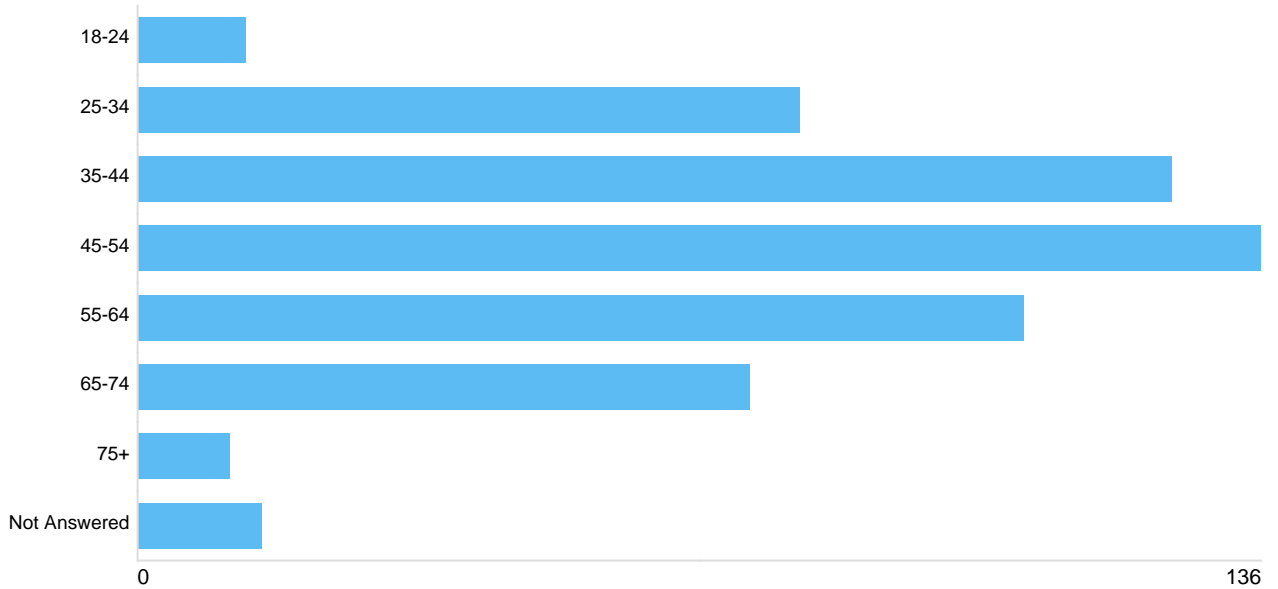
Please select:



Option	Total	Percent
Male	167	29.77%
Female	381	67.91%
Non-binary	5	0.89%
Not Answered	8	1.43%

Question 4: How old are you?

Please select:

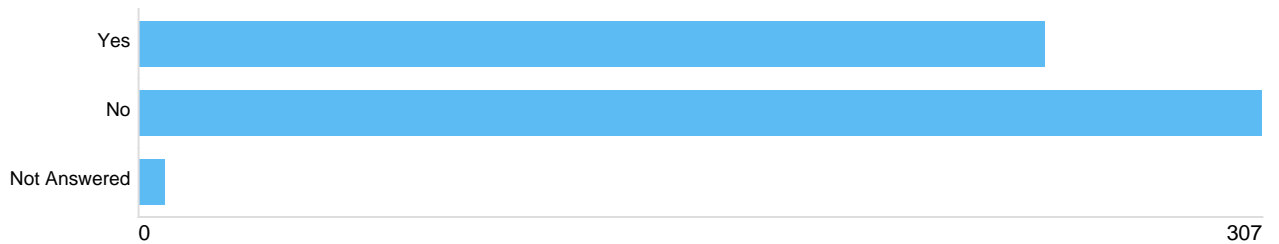




Option	Total	Percent
18-24	13	2.32%
25-34	80	14.26%
35-44	125	22.28%
45-54	136	24.24%
55-64	107	19.07%
65-74	74	13.19%
75+	11	1.96%
Not Answered	15	2.67%

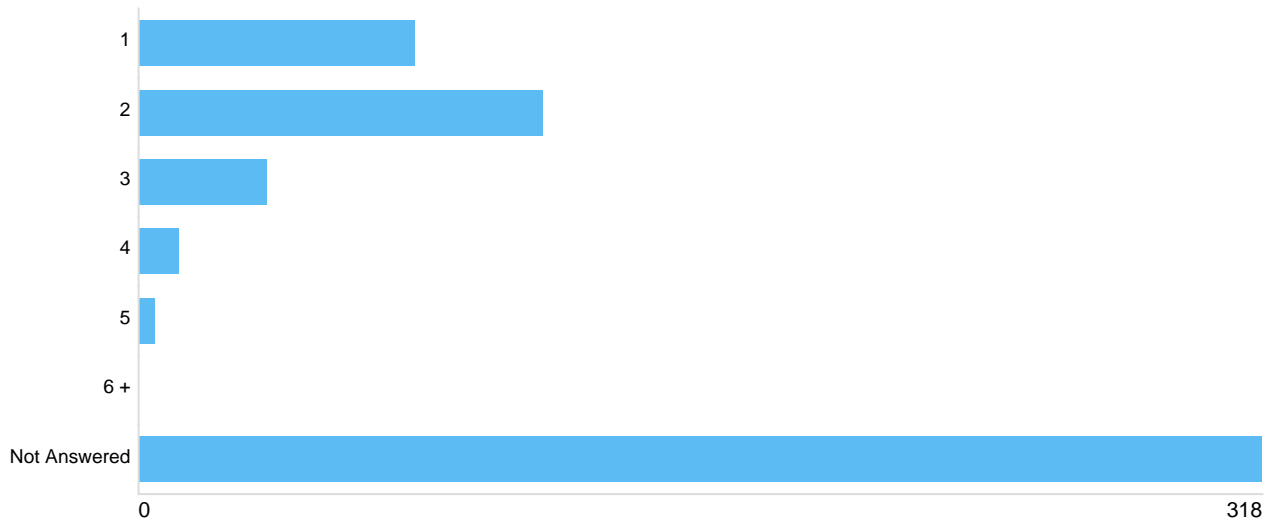
Question 5: Do children live in your household?

Please select:



Option	Total	Percent
Yes	247	44.03%
No	307	54.72%
Not Answered	7	1.25%

If you answered 'Yes' please state how many children live in your household

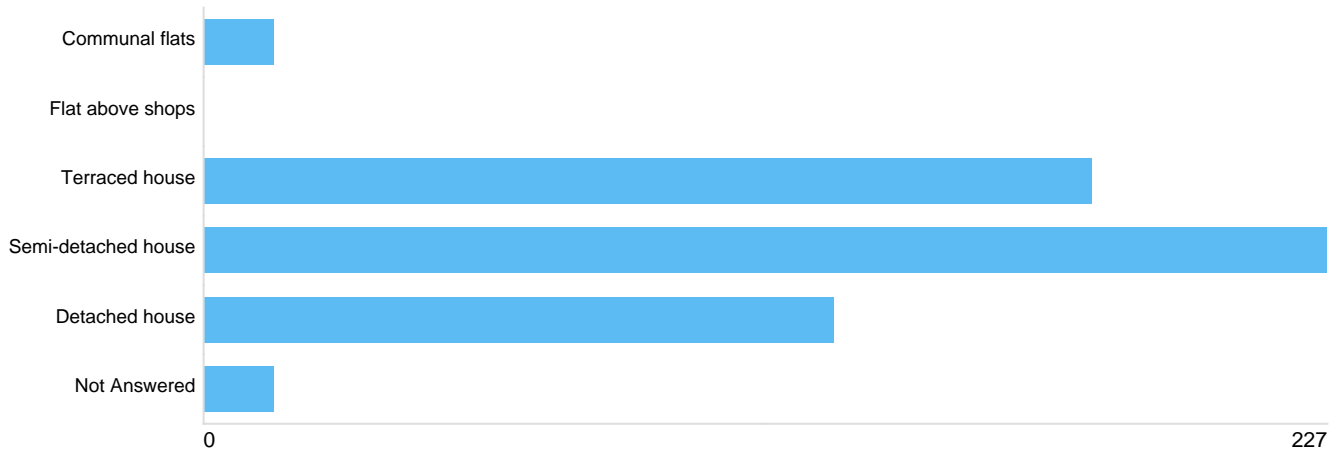




Option	Total	Percent
1	78	13.90%
2	114	20.32%
3	36	6.42%
4	11	1.96%
5	4	0.71%
6 +	0	0%
Not Answered	318	56.68%

Question 6: What type of property do you live in?

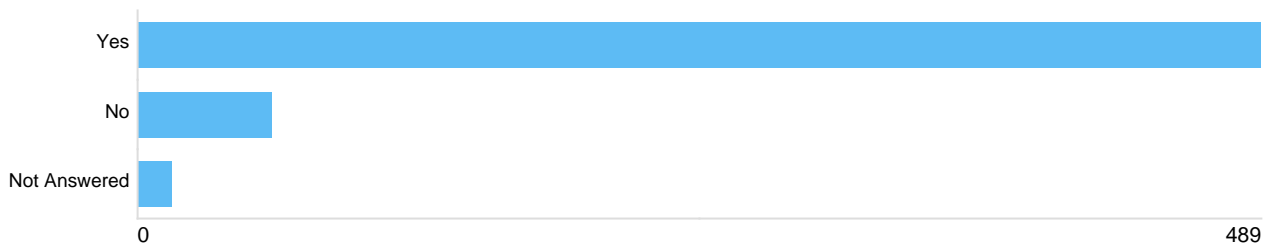
Please select:



Option	Total	Percent
Communal flats	14	2.50%
Flat above shops	0	0%
Terraced house	179	31.91%
Semi-detached house	227	40.46%
Detached house	127	22.64%
Not Answered	14	2.50%

Question 7: Do you have a garden?

Please select:

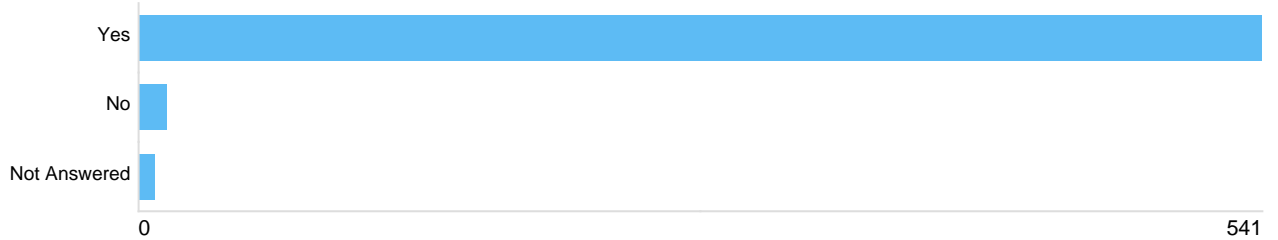




Option	Total	Percent
Yes	489	87.17%
No	58	10.34%
Not Answered	14	2.50%

Question 8: Do you feel you know what should go in your brown bin?

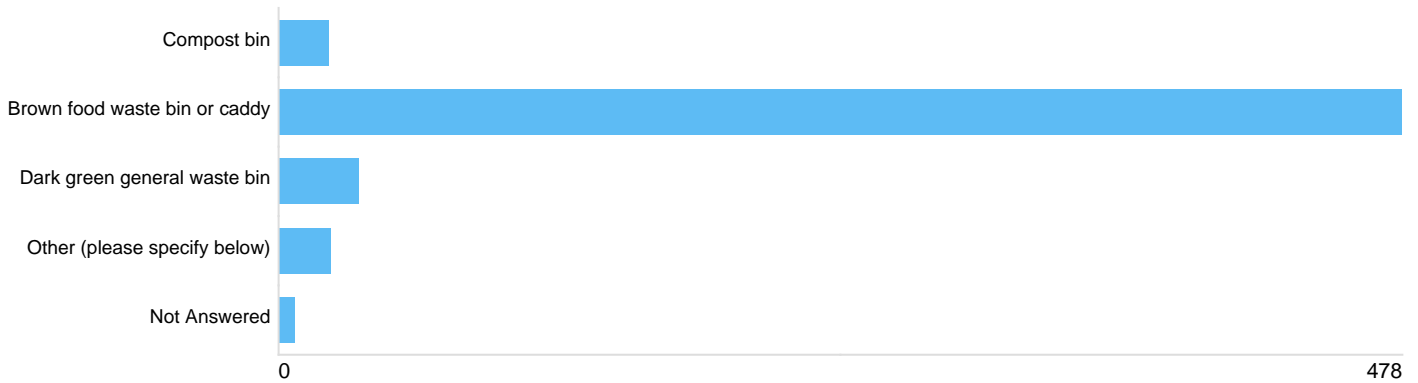
Please select:



Option	Total	Percent
Yes	541	96.43%
No	13	2.32%
Not Answered	7	1.25%

Question 9: Where do you put your food waste?

Please select:



Option	Total	Percent
Compost bin	21	3.74%
Brown food waste bin or caddy	478	85.20%
Dark green general waste bin	34	6.06%
Other (please specify below)	22	3.92%
Not Answered	6	1.07%

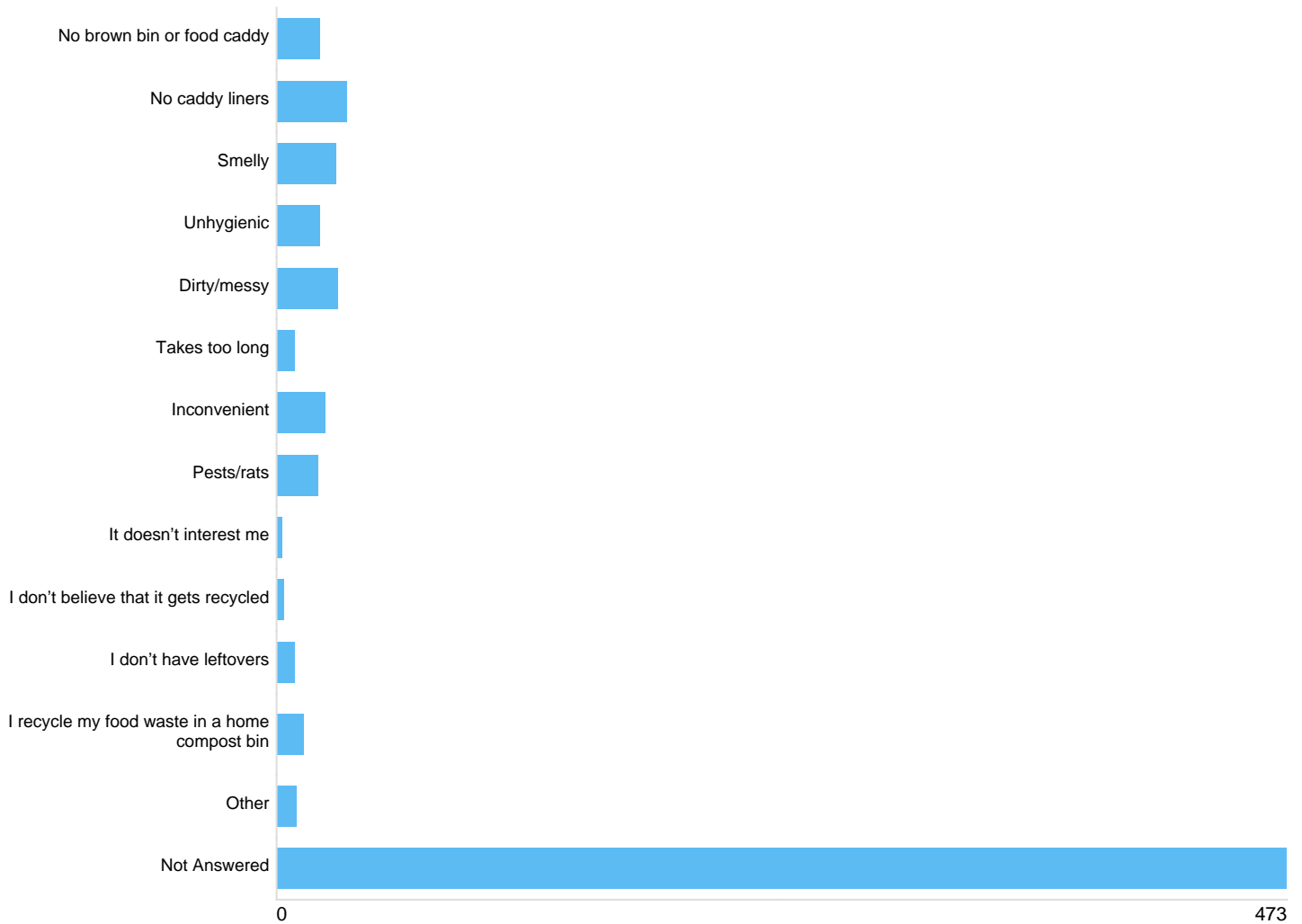
If you answered 'other' please specify below:

There were **30** responses to this part of the question.



Question 10: If you don't recycle your food waste, why? (Tick as many that apply)

Please select:

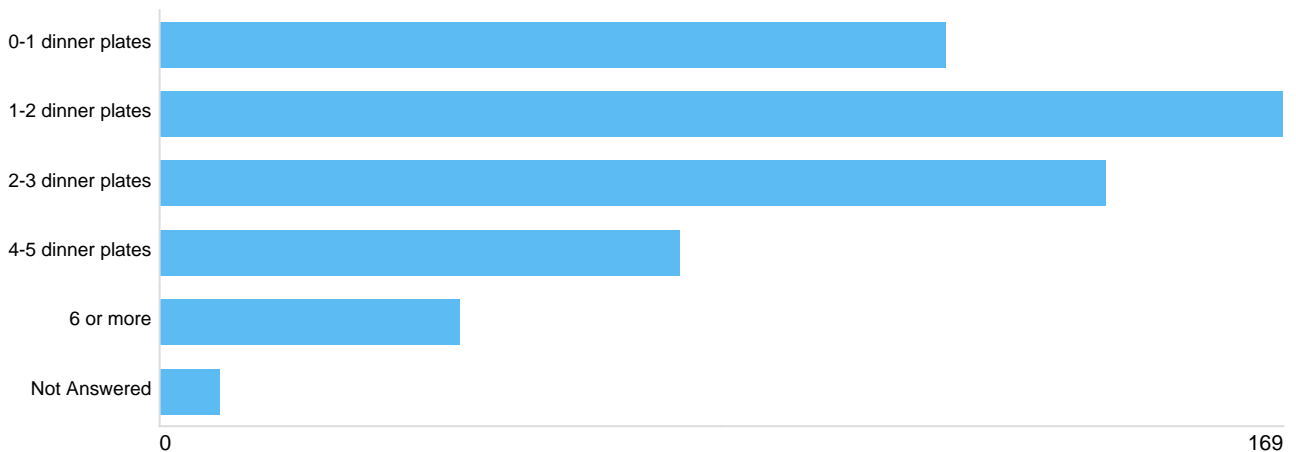




Option	Total	Percent
No brown bin or food caddy	20	3.57%
No caddy liners	32	5.70%
Smelly	27	4.81%
Unhygienic	20	3.57%
Dirty/messy	28	4.99%
Takes too long	8	1.43%
Inconvenient	22	3.92%
Pests/rats	19	3.39%
It doesn't interest me	2	0.36%
I don't believe that it gets recycled	3	0.53%
I don't have leftovers	8	1.43%
I recycle my food waste in a home compost bin	12	2.14%
Other	9	1.60%
Not Answered	473	84.31%

Question 11: How much food do you waste at home a week?

Please select:

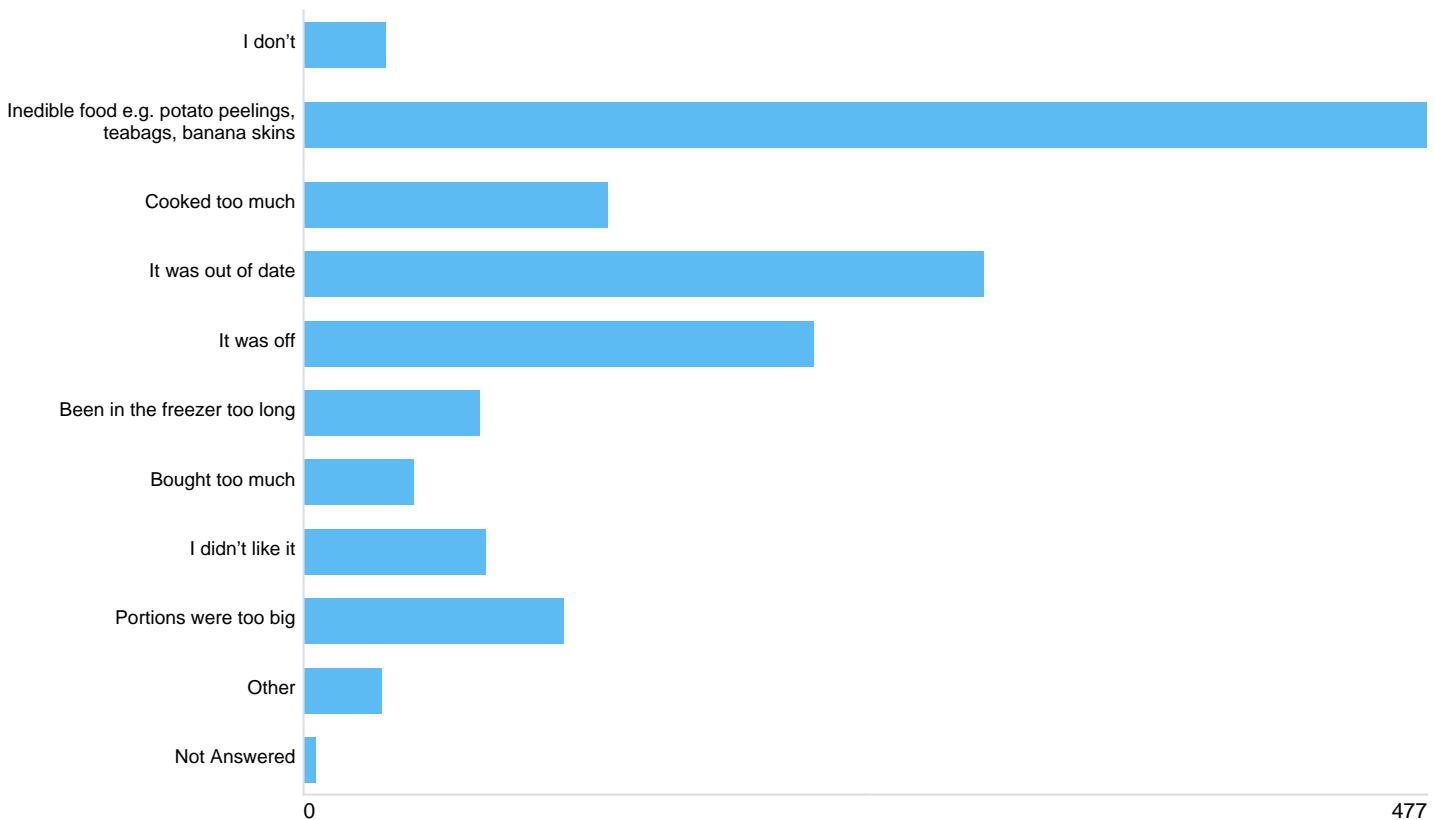




Option	Total	Percent
0-1 dinner plates	118	21.03%
1-2 dinner plates	169	30.12%
2-3 dinner plates	142	25.31%
4-5 dinner plates	78	13.90%
6 or more	45	8.02%
Not Answered	9	1.60%

Question 12: Why do you throw food away? (Tick as many that apply)

Please select:



Option	Total	Percent
I don't	34	6.06%
Inedible food e.g. potato peelings, teabags, banana skins	477	85.03%
Cooked too much	129	22.99%
It was out of date	288	51.34%
It was off	216	38.50%
Been in the freezer too long	74	13.19%
Bought too much	46	8.20%
I didn't like it	77	13.73%
Portions were too big	110	19.61%
Other	33	5.88%
Not Answered	5	0.89%

Question 13: What would persuade you to recycle more of your food waste?

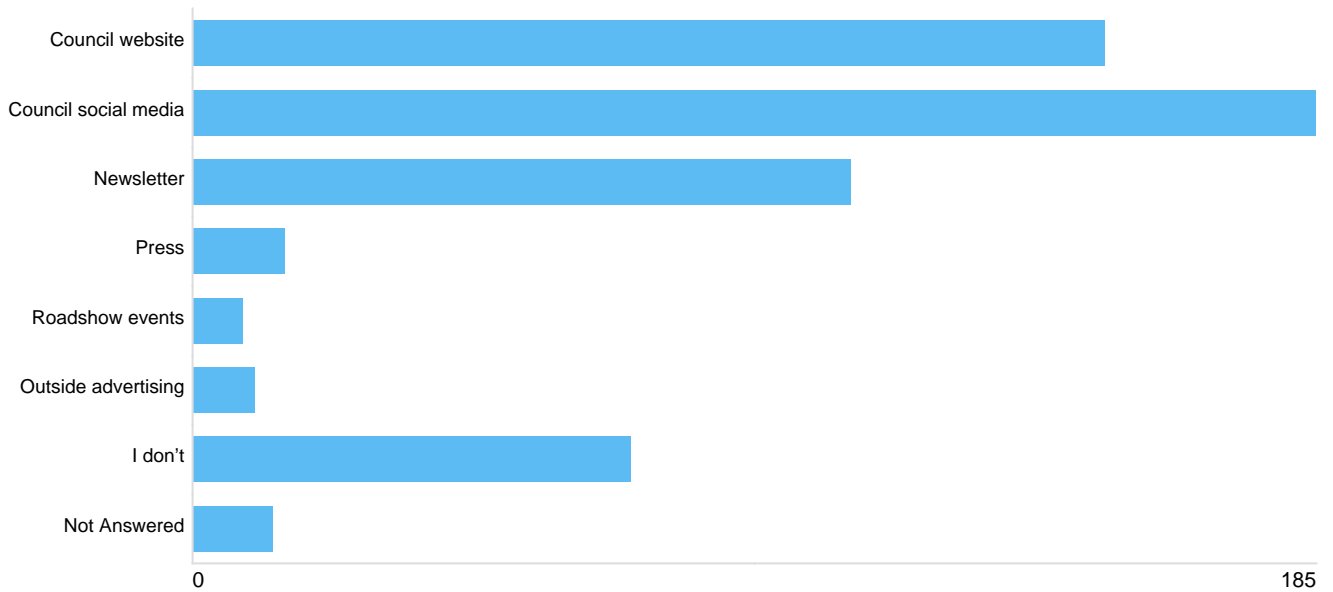
Please state:

There were **313** responses to this part of the question.



Question 14: How would you like to hear news about our recycling service?

Please select:



Option	Total	Percent
Council website	150	26.74%
Council social media	185	32.98%
Newsletter	108	19.25%
Press	15	2.67%
Roadshow events	8	1.43%
Outside advertising	10	1.78%
I don't	72	12.83%
Not Answered	13	2.32%