

**ROCHDALE BOROUGH COUNCIL  
PRESCRIBED ALTERATION TO BOWLEE PARK SCHOOL,  
MIDDLETON  
STATUTORY PROPOSALS**

Notice is given in accordance with section 19(1) of the Education and Inspections Act 2006 and the School Organisation (Prescribed Alterations to Maintained Schools) (England) Regulations 2013 (2013/3110) that Rochdale Borough Council, Children's Services, Number One Riverside, Smith Street, ROCHDALE, OL16 1XU, intends to make a prescribed alteration to Bowlee Park CP School.

**1. The name and contact address of the local authority or governing body publishing the proposals:**

**Local Authority:** *Rochdale Borough Council*

**Address:** *School Organisation and Development Team, Early Help & Schools, Rochdale Borough Council, Number One Riverside, Smith Street, ROCHDALE, OL16 1XU*

**Date of Publication of Proposals for Consultation:** *3<sup>rd</sup> December 2015.*

**2. The name, address and category of the school that is proposed to be altered:**

**Address:** Bowlee Park CP School, Windermere Road, Langley, Middleton, M24 4LA.

**Category of school:** Community Primary School.

**3. The date in which the proposed changes will take effect in terms of both the buildings and additional place provisions:**

*1<sup>st</sup> September 2016.*

**4. The place to which representations can be made, and by when:**

*Any person can make representations on the proposals by using the following link to the council consultation website at: <http://consultations.rochdale.gov.uk/council-wide/additional-places-bowlee> or by sending them in writing, by Wednesday 30<sup>th</sup> December 2015 to: Robert Aspinall, by e-mail at [robert.aspinall@rochdale.gov.uk](mailto:robert.aspinall@rochdale.gov.uk) or in writing to this address: Robert Aspinall, School Organisation & Development Team, Early Help and Schools, Rochdale Borough Council, Number One Riverside, Smith Street, Rochdale, OL16 1XU.*

**5. What is proposed?**

*The proposal is to permanently enlarge Bowlee Park CP School, Middleton from 630 places to 840 places with effect from 1st September 2016. This would mean that the Published Admission Number would increase from 90 to 120 in each successive new year group.*

**6. School capacity and places- current pupil numbers and admissions- (distinguishing between compulsory and non-compulsory school age pupils), age range, sex, and special educational needs (distinguishing between boarding and day pupils) for whom provision is currently made:**

Bowlee Park CP School has 582 pupils on roll from Reception to Year 6 based on the October 2015 school census. The current age range of the children is 3-11 and includes a nursery provision for 60 full time equivalent children.

## **7. Why do we want to make the change(s)?**

### **Reasons for the expansion of places**

7.1 Rochdale Borough Council needs to make sure there are enough primary school places for those who need them, taking account of the demographic growth and change and demand for places. There has been a high level of demand for school places in the Middleton Township as a result of both increased births and movement within the Township and the new housing development. The proposal to increase the number of school places at Bowlee Park will make sure that there are enough school places available for families within a reasonable distance of this popular and outstanding school.

7.2 The proposal is to enlarge Bowlee Park CP School by providing an additional 30 places in each new year group.

7.3 Additionally, the planning proposals for New Housing within the Middleton Township, within close proximity to the school will ultimately impact the school place demand at the school.

### **Quality of Provision**

7.4 The current OfSTED report for Bowlee Park CP School was published in March 2010 and the school was judged as 'Outstanding'. Inspectors visited the school and concluded that it is an extremely happy learning community successfully providing education and care of the highest standard for all its pupils. The increase in the number of available places is not considered to impact adversely on the quality of provision.

7.5 The advantages to the school and the children will be:

- Opportunities for young people to interact with a wide range of peers, and to prepare for secondary school;
- Capacity to develop a strong leadership team which will share the responsibility of knowing children and their families individually, and have direct and empowered links with the Head teacher and governors when necessary;
- Flexibility of organisation due to multiple year groups and a significant budget;
- Opportunities for staff to specialise and offer high quality support to colleagues;
- Capacity to retain high quality staff by offering a wide range of experience and consequent promotion opportunities within one organisation; and
- Opportunities to offer a very wide range of extra-curricular activities due to the range of talents and interests of the staff.

7.6 There is no clear agreement about the relationship between school size and performance. OfSTED's report in 2009 on twenty outstanding primary schools does not mention school size as a determinant of success, and it looked at outstanding schools at all sizes and concluded that what makes a difference in these outstanding schools is excellent leadership, team work, quality of teaching, assessment, values, aspiration and inclusion. A report published by the University of Cambridge in 2008 ("The Structure of Primary Education: England and other Countries"- Primary Review Research Survey 9/1) states in paragraph 7.3 that "The available evidence suggests that neither.... (school size and starting age).... has a strong impact on children's attainment or progress at school".

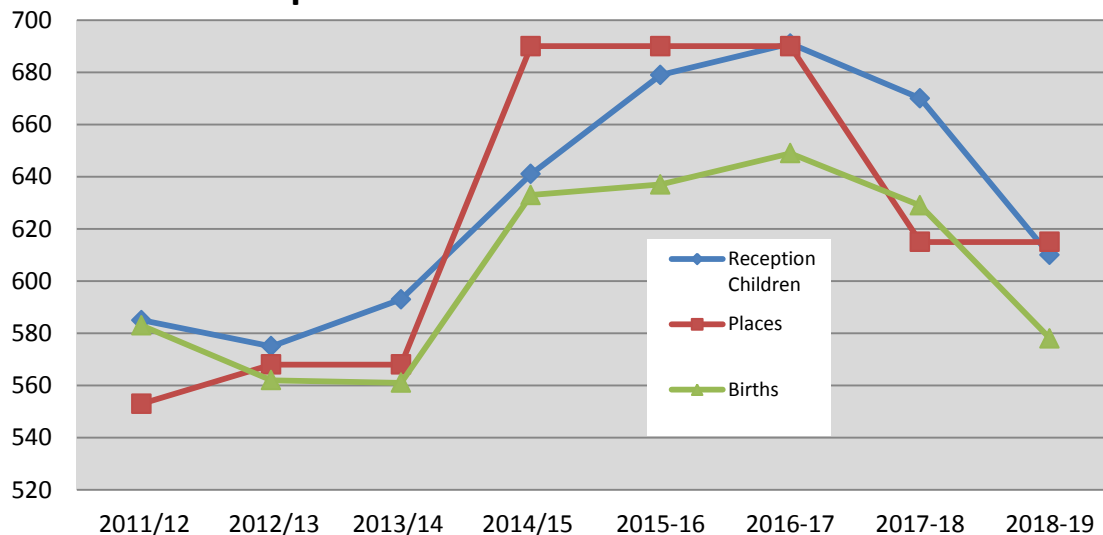
7.7 The Governing Body of Bowlee Park is committed to upholding the standards and ethos of the School. Through the Leadership and Management Team and alongside the Governing Body, the school aspires to provide an 'outstanding' education to all of the children in its community. It is helpful that the expansion will be on a progressive basis enabling the school to plan ahead, step by step, ensuring that all is in place as each additional class, in each year group, arrives. The school will maintain all staffing ratios: resources for which are provided through the school funding formula, and which will be increased accordingly each year as numbers grow.

**8. The need or demand for additional places- a statement and supporting evidence about the need for school places in the area including whether there is sufficient capacity to accommodate additional pupils in the current schools:**

8.1 The Pupil Projections for the Rochdale Borough highlight the need for additional primary school places within the Middleton Township. The current figures tabled below, show that for the 2016/17 admission year, there will need to be additional places, above those already planned to make sure there are enough and provide a margin for flexibility. Additionally, from the 2017/18 admission year, the birth data indicates that there are significantly more children expected to want reception places compared to the places available. Therefore, the need for additional primary school places in the Middleton Township is required with effect from 2016/17 admission year. For 2018/19 some further places will be needed to ensure there are enough, with a margin for flexibility.

8.2 In June/July 2015 the Local Authority consulted on the need for extra Reception class places in the Middleton Township and in addition to the places proposed at Bowlee Park CP School, identified extra places for 2 years at another school in the Township. Overall, the additional places proposed will meet the expected extra demand without adversely impacting on demand for places at other schools in the area.

**Middleton Township: Births-Places-Intake to 2018**



	2011/12	2012/13	2013/14	2014/15	2015-16	2016-17	2017-18	2018-19
<b>Middleton</b>								
<b>Projected Reception Children</b>	585	575	593	635	677	690	661	607
<b>Places</b>	553	568	568	690	690	690	615	615
<b>Births</b>	583	562	561	633	637	649	629	578
<b>Extra Places Needed- based on above projection</b>					-13	0	46	-8
<b>Extra Places Needed-projection without housing</b>					-21	-5	46	-8

8.3 Bowlee Park is a popular and successful school. There has been a high level of demand for places at the school in each year group. The data above shows there is a need for further reception class places in the Township and the birth maps to show the distribution of births at locality and ward level are available in Appendix One. These demonstrate a high level of demand in the wider Langley area. Providing more places at the school will help more parents from the Langley area to access a place at this school.

**8.4 Consultation undertaken:**

A period of 4 weeks public consultation was undertaken between 7th October and closed on 3rd November. To bring the proposal to the attention of interested parties a Public Notice was published in the Middleton Guardian and the information was also published on the Rochdale

Council Website. Additionally the following bodies and persons were circulated with the relevant information:

- parents, carers and children at Bowlee Park Primary School;
- the governing body and staff at the school;
- Headteachers and governing bodies of all Rochdale Borough Schools
- Secretaries of Recognised trades unions
- Rochdale Borough Councillors
- MPs for Rochdale Borough
- Manchester Church of England Diocese
- Salford Roman Catholic Diocese
- The Methodist Church
- Rochdale Youth MP and Children's Champion,
- Link4Life
- Rochdale Borough Library Service
- Langley Sure Start Children's Centre

#### 8.5 Responses to the Consultation:

Meetings with parents and with staff have taken place at the school, and there has also been a meeting with the School Council. There have been further responses from parents and local residents, one parent also being a lunch time organiser at the school. The overall response to the proposal is supportive of the increase in places. The consultation meetings and the responses do identify general and common concerns about the enlargement, in particular the parking around the school. The notes of the consultation meetings and the text of all written responses are set out in **Appendix Four** of this Report.

8.6 There were 23 replies in all, from parents who responded directly and included 1 online response, they indicated that 21 were supportive of the proposal and 2 were not. Some of the main points raised include:

- \* Will there be any additional car parking spaces.
- \* We support the proposal as long as the outstanding quality of education and care does not suffer.
- \* We support the proposal but are concerned about traffic and car parking.
- \* It will allow other children and parents to see what a great school Bowlee Park is. The staff are always polite and welcoming and are very supportive when needed.

8.7 The School Council was invited to discuss its thoughts on the proposals.

8.8 A written response has been submitted by Cllr Linden (in his capacity as a member of the Council). The key concerns expressed in that response are about:

- \* the size of the school and the implications of this on all users of the site because of increased movement to and from the site;
- \* sufficiency of all accommodation to be provided for additional children;
- \* whether a new school will be needed in the future;
- \* capacity of a large school to maintain or improve standards especially in a deprived area.

8.9 Six parents attended the open drop-in session and the points raised and include concerns about traffic and the need for a drop-off point, disruption during construction, the size of school and Hall space.

8.10 As part of the proposal, further work on access, parking and travel to school will be undertaken to identify possible ways forward to alleviate any increased traffic around the site. Initially, a traffic survey will be conducted to understand any issues during peak times, for example, before and after school. Further suggestions from the Parent Teacher Association (PTA) have discussed the idea of a school drop off point which will also be considered as part of the consultation.

8.11 In relation to any comments regarding school performance, there is no clear agreement about the relationship between school size and performance. Details of OfSTED (2009) research does not mention school size as a determinant of success but focuses on the requirement for strong teaching and leadership within schools. Another research paper published by the University of

Cambridge in 2008 ("The Structure of Primary Education: England and other Countries"- Primary Review Research Survey 9/1) states in paragraph 7.3 that "The available evidence suggests that neither.... (school size and starting age).... has a strong impact on children's attainment or progress at school".

- 9. Interim arrangements - details of the schools or further education colleges, taking the following into consideration:**
- any temporary arrangements;
  - the provision that is to be made for those pupils who receive educational provision recognised by the local authority as reserved for children with special educational needs; and
  - in the case of special schools, the alternative provision made by local authorities other than the local authority which maintain the school:

*Not applicable.*

- 10. Details of any other measures to be taken to increase the number of school or further education college places available in consequence of the proposed alterations:**

*Not applicable.*

- 11. Impact on the community- a statement and supporting evidence about the impact on the community and any measures proposed to mitigate any adverse impact, e.g during the build period:**

*The Local Authority aims to plan well in advance to ensure that the school, other users on the site and the contractors can work together to minimise disruption on site. The building contractors will be familiar with working on school sites and will be audited on considerate construction.*

- 12. Rural primary schools- where proposals relate to a rural primary school designated as such by an order made for the purposes of Section 15, a statement that the Local Authority or the governing body (as the case may be) has considered section 15(4):**

*Not applicable.*

- 13. Balance of denominational provision- where the school has a religious character, a statement about the impact of the proposed alterations on the balance of denominational provision in the area and the impact on parental choice:**

*Not applicable.*

- 14. Quality and quantity measures of the proposed school-**

- a) the LA's assessment of the quality and quantity of the proposed alterations on the school, and;
- b) to ensure that the convenience for local children and parents is also considered.

- a) *Careful consideration has been given to the additional teaching spaces required to ensure that an increase of pupils on roll does not negatively impact on the teaching and learning of existing pupils or new admissions. The class sizes will not increase as a result of the additional primary school places to ensure that this increase in places complies with regulations regarding adult to pupil ratios.*
- b) *The increased place capacity will help to alleviate any concerns with regards to local children as well as acknowledging parental preference.*

- 15. Travel requirements and provision of travel costs- details of the length and journeys to alternative provision and the proposed arrangements for travel for pupils to other schools including how the proposed arrangements will mitigate against increased car use:**

*A school travel plan will be produced to help reduce the impact of increased pupil numbers over the next few years by encouraging sustainable patterns of travel to school.*

- 16. Capital**

*The capital cost of the proposals will be met by the Local Authority from capital grant resources*

*already available. Approval for expenditure was given by Cabinet on 30<sup>th</sup> November 2015 and because contracts for the work have not been agreed the amount available is commercial in confidence. This will help secure value for money in procurement of the project. The site is in Council Ownership.*

#### **17. Implementation of the Proposals**

*Rochdale Borough Council as promoter has responsibility for implementing the proposals.*

#### **18. Public Sector Equality Duty**

*The proposals are aimed at improving access to special school provision for those pupils and students who need it. They will improve scope for parental preference with more special school places being available. An Equality Impact Assessment has been prepared and this is attached as Appendix Two.*

#### **LIST of APPENDICES:**

**APPENDIX ONE:- Birth Distribution Maps at Locality & Ward Level**

**APPENDIX TWO:- Equality Impact Assessment**

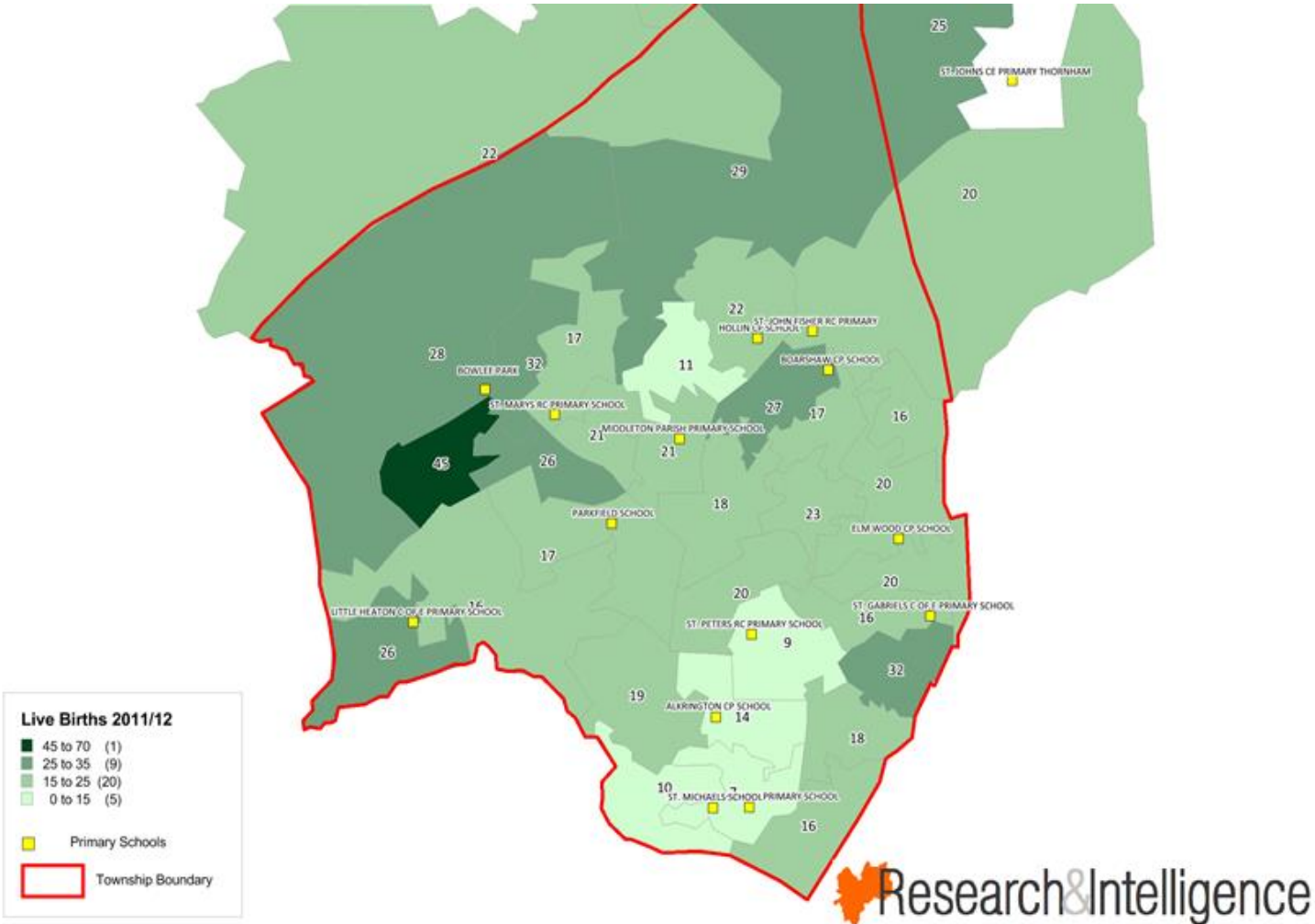
**APPENDIX THREE – List of Persons Consulted**

**APPENDIX FOUR – Consultation Letter**

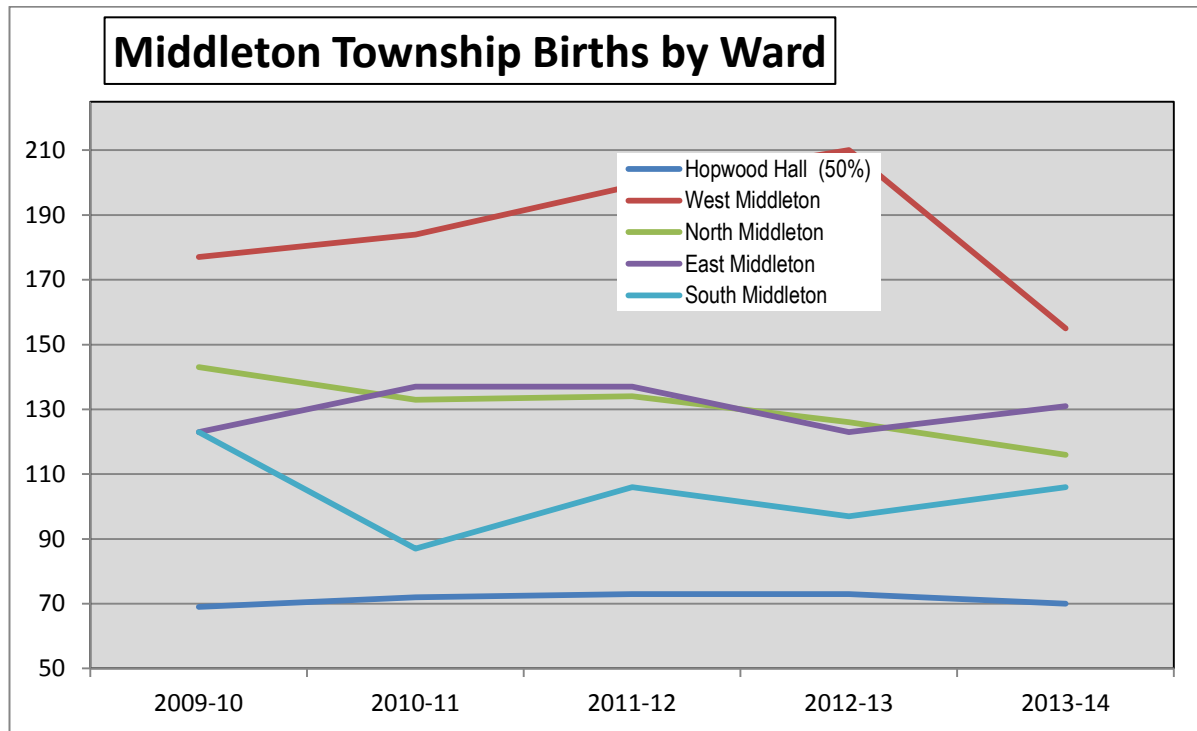
**APPENDIX FIVE – Consultation Responses**

APPENDIX ONE:- Birth Distribution Maps at Locality & Ward Level

**APPENDIX 1A:** Middleton Birth Distribution Map 2011-12  
 (Births in 2011-12 for Admission Year 2016-17)



**APPENDIX 1B:- Births at Ward Level 2009/10-2013/14**



<b>MIDDLETON TOWNSHIP</b>					
<b>Birth Year</b>	2009-10	2010-11	2011-12	2012-13	2013-14
<b>R Admission Year</b>	<b>Sep-14</b>	<b>Sep-15</b>	<b>Sep-16</b>	<b>Sep-17</b>	<b>Sep-18</b>
Hopwood Hall (50%)	69	72	73	73	70
West Middleton	177	184	199	210	155
North Middleton	143	133	134	126	116
East Middleton	123	137	137	123	131
South Middleton	123	87	106	97	106
<b>Township Total Births</b>	<b>635</b>	<b>613</b>	<b>649</b>	<b>629</b>	<b>578</b>



APPENDIX TWO:- Equality Impact Assessment

<b>Service: Early Help and Schools</b>	<b>Section: Schools Organisation &amp; Development Team</b>
<b>Responsible Officer:</b> Chris Swift	<b>Name of function/strategy/ policy/ project assessed:</b> <b>Bowlee Park CP School – Permanent Enlargement</b>
<b>Date of Assessment: 3rd November 2015</b> <b>Officers Involved: Chris Swift</b>	
<b>1. What is the purpose of the function/strategy/policy/project assessed? (Briefly describe the aims, objectives and purpose of the function/strategy/policy/project)</b>	
To permanently enlarge Bowlee Park CP school from 630 places to 840 places with effect from September 2016	
<b>2. Who are the key stakeholders?</b>	
Bowlee Park CP School, its parents, pupils, staff and governors; neighbouring schools, residents in Middleton Township.	
<b>3. What is the scope of this equality impact assessment? That is, what is included in this assessment?</b>	
This Equality Impact Assessment covers the proposed enlargement of Bowlee park CP School	
<b>4. Which needs is this function/strategy/ policy/ project designed to meet?</b>	
In recent years there has been a continuing increase in the number of children born across the Borough, and who in turn will want Reception Class places. Data presented in the report for Middleton Township shows there are different demand pressures across the township, and whilst provisional data indicates that there is a decrease in the number of children born for admission to primary school in September 2018, local demographic led demand pressure in the Langley area justifies consideration of a permanent enlargement of Bowlee park CP School.	
<b>5. Has a needs analysis been undertaken?</b>	
Yes. Public consultation on the need for extra Reception Class places between 2016 and 2018 was undertaken between 24th June and 22nd July 2015. The consultation provided information on the expected number of children and the current number of places available. Proposals for meeting the extra demand were put forward, including consideration of a permanent enlargement of Bowlee Park CP School.	
<b>6. Who is affected by this function/strategy/ policy/ project?</b>	
The residents of Middleton Township, parents of children, staff and governors at the schools, other schools in the Township, Diocesan Authorities, Secretaries of recognised Trades Unions, elected members and the local MP.	
<b>7. Who has been involved in the review or development of this function/strategy/ policy/ project and who has been consulted? State your consultation/involvement methodology.</b>	
7.1 Cabinet on 5th October 2015 considered a report on the need for extra Reception class places across the Borough, following public consultation, and authorised Bowlee Park CP started on 8th October and closed on 4th November. The proposal is to increase the admission capacity from 90 to 1290 places in each successive new year group with effect from September 2016.	
7.2 The arrangements for consultation on proposals such as these are set out in statutory guidance published by the Department for Education (DfE). There was a 4 week consultation period which included publicising the proposals on the council website and sending out letters to parents and staff of the school concerned. The details of the proposal were sent to all schools in the borough, secretaries of recognised trades unions, neighbouring local authorities, diocesan authorities, the Methodist church, local MPs, the Youth MP and Children’s Champion, elected members and Sandbrook Children’s Centre	

### **Consultation undertaken**

7.3 A period of 4 weeks public consultation was undertaken between 7th October and closed on 3rd November. To bring the proposal to the attention of interested parties a Public Notice was published in the Middleton Guardian and the information was also published on the Rochdale Council Website. Additionally the following bodies and persons were circulated with the relevant information:

- parents, carers and children at Bowlee Park Primary School;
- the governing body and staff at the school;
- Headteachers and governing bodies of all Rochdale Borough Schools
- Secretaries of Recognised trades unions
- Rochdale Borough Councillors
- MPs for Rochdale Borough
- Manchester Church of England Diocese
- Salford Roman Catholic Diocese
- The Methodist Church
- Rochdale Youth MP and Children's Champion,
- Link4Life
- Rochdale Borough Library Service
- Langley Sure Start Children's Centre

### **Responses to the Consultation**

7.4 Meetings with parents and with staff have taken place at the school, and there has also been a meeting with the School Council. There have been further responses from parents and local residents, one parent also being a lunch time organiser at the school. The overall response to the proposal is supportive of the increase in places. The consultation meetings and the responses do identify general and common concerns about the enlargement, in particular the parking around the school. The notes of the consultation meetings and the text of all written responses are set out in **Appendix Five** of this Report.

7.5 There were 23 replies in all, from parents who responded directly and included 1 online response, they indicated that 21 were supportive of the proposal and 2 were not. Some of the main points raised include:

- \* Will there be any additional car parking spaces.
- \* We support the proposal as long as the outstanding quality of education and care does not suffer.
- \* We support the proposal but are concerned about traffic and car parking.
- \* It will allow other children and parents to see what a great school Bowlee Park is. The staff are always polite and welcoming and are very supportive when needed.

7.6 The School Council was invited to discuss its thoughts on the proposals. Details of the questions and comments, as well as responses are included in **Appendix Five**

7.7 A written response has been submitted by Cllr Linden and is attached in **Appendix Five**. The key concerns expressed in that response are about:

- \* the size of the school and the implications of this on all users of the site because of increased movement to and from the site;
- \* sufficiency of all accommodation to be provided for additional children;
- \* whether a new school will be needed in the future;
- \* capacity of a large school to maintain or improve standards especially in a deprived area

7.8 Six parents attended the open drop-in session and the points raised are set out in Appendix Five, and include concerns about traffic and the need for a drop-off point, disruption during construction, the size of school and Hall space.

7.9 As part of the proposal, further work on access, parking and travel to school will be undertaken to identify possible ways forward to alleviate any increased traffic around the site. Initially, a traffic survey will be conducted to understand any issues during peak times, for example, before and after school. Further suggestions from the Parent Teacher Association (PTA) have discussed the idea of a school drop off point which will also be considered as part of the consultation.

7.10 In relation to any comments regarding school performance, there is no clear agreement about the relationship between school size and performance. Details of OfSTED (2009) research does not

mention school size as a determinant of success but focuses on the requirement for strong teaching and leadership within schools. Another research paper published by the University of Cambridge in 2008 (*"The Structure of Primary Education: England and other Countries"- Primary Review Research Survey 9/1*) states in paragraph 7.3 that *"The available evidence suggests that neither... (school size and starting age)... has a strong impact on children's attainment or progress at school"*. Please refer to Section 11 of **Appendix One- Consultation Paper** for more information

7.11 At the end of the consultation period Cabinet will consider responses submitted and decide whether to publish statutory proposals. In that case there is a further 4 week representation period during which time any interested party can give their views on the proposals. Cabinet would then consider any submissions before determining the proposals following statutory guidance.

**8. What data have you considered for this assessment and have any gaps in the data been identified. What action will be taken to close any data gaps?**

See section 8 of the prescribed information.

**9. Are there any other documents or strategies which are linked to this assessment? If so, please include hyperlinks to these documents below, where available.**

no

**10. What impact will this function/strategy/policy/project have on all the protected groups? This includes both positive and potentially negative impacts.**

**Race Equality**

*Increasing the number of school places available means that the proposed changes do not have an adverse impact on race equality considerations.*

**Disabled People**

*In the 2011 census 21% of the population of the Borough indicated that they were disabled or had their activities were limited due to health related issues. Increasing the number of school places available means that the proposed change would not have an adverse impact on disabled people. The additional accommodation provided will comply with Department for Education Building Bulletin guidance and requirements of the Equality Act so that children with disabilities can continue to access the school and its accommodation.*

**Carers**

*Increasing the number of school places available means that the proposed change would not have an adverse impact on carers.*

**Gender**

*The scheme as proposed would not particularly impact on residents and their gender in either a positive or negative way.*

**Age**

*The proposed changes do not particularly impact on age considerations of residents in either a positive or negative way.*

**Armed Forces and Ex-Armed Forces Personnel**

*Increasing the number of school places available means that the proposed change would not have an adverse impact on returning service families.*

**Sexual Orientation**

*The proposed changes do not particularly impact on the sexual orientation of residents in either a positive or negative way.*

**Gender Reassignment**

*The proposed changes do not particularly impact on residents undergoing gender re-assignment in either a positive or negative way.*

**Religion or Belief**

*Increasing the number of school places available means that the proposed change would not have an adverse impact on religion or belief considerations.*

**Pregnant Women or Those on Maternity Leave**

*Increasing the number of school places available means that the proposed change would not have an adverse impact on pregnant women or those on maternity leave.*

**Marriage or Civil Partnership**

*The proposed changes do not particularly impact on marriage or civil partnership considerations in either a positive or negative way.*

**11. What are your main conclusions from this analysis?**

The enlargement of the school will increase the scope to meet parental preference, and ensure there are sufficient school places in the area.

**12. What are your recommendations?**

That the enlargement of the school would be to the advantage of parents in the area by increasing the scope for parental preference

**13. What actions are you going to take to address the findings of this assessment? Please attach an action plan including details of designated officers responsible for completing these actions.**

*Statutory consultation process to be followed with a view to enlarge the school.*

*Some wider issues from the consultation relate to traffic and car parking, which will be addressed through a revised school travel plan.*

Signed (Completing Officer): \_\_\_\_\_ Chris Swift \_\_\_\_\_ Date: 30th November 2105 \_\_\_\_\_

Signed (Head of Service): \_\_\_\_\_ Date: \_\_\_\_\_

### ***Equality Impact Assessment Action Plan 2015/16***

<b>Action</b>	<b>Outcome</b>	<b>Target Date for Completion</b>	<b>Resource Implications</b>	<b>Lead Officer</b>
Public Consultation starts 7th October 2015	Consultees and interested parties able to express their views about the proposals	3rd November 2015	Preparation, distribution & dissemination of consultation documents. Attendance at Township Committee meeting and open drop in meetings for parents and interested parties	C.Swift
Consideration of outcomes of consultation, and decisions on whether to publish statutory proposals.	Report to Overview & Scrutiny Committee and Cabinet with recommendation on whether to proceed to publish statutory proposals	3rd November and 30th November 2015	Preparation of Report for Cabinet and Overview & Scrutiny Committee	C.Swift
Public Representation on statutory proposals	Interested parties able to make representation on proposals	December 2015	Preparation, distribution & dissemination of consultation documents. Attendance at Township Committee meeting and open drop in meetings for parents and interested parties	C.Swift
Determination of proposals	Cabinet considers representations and determines proposals	January 2016	Preparation of Report for Cabinet and Overview & Scrutiny Committee	C.Swift
Implementation of Proposals	Admission capacity at school increased with effect from 1st September 2016	1st September 2016		C.Swift
Develop school travel plan	Issues of traffic and parking are addressed	1st September 2016	Preparation of travel plan in collaboration with highways, school and LA. Potential additional consultant time needed	Cswift

**APPENDIX THREE – List of Persons Consulted**

**Parents, Pupils Governors and Staff of Bowlee Park CP School**

**All Schools in the Rochdale Borough:**

**Primary:**

St.Margaret's CE St.Joseph's RC Harwood Park Hopwood All Saints CE Holy Family RC Sacred Heart RC St.Gabriel's RC St.John's RC St.Patrick's RC St.Vincent's RC Deeplish Academy Whittaker Moss Norden Caldershaw Meanwood Spotland Shawclough Greenbank Heybrook Belfield Broadfield Lowerplace	St.Michael's CE Bamford Heap Bridge All Souls CE VC Bamford Academy St.John's CE Thornham St.Peter's CE VC Brimrod Marland Hill Ashfield Valley Sandbrook St.Mary's CE VC Castleton St.Edward's CE VC Middleton parish CE St.John Fisher RC St.Mary's RC Langley St.Thomas More RC St.Michael's CE Alkington St Peter's RC Boarshaw Bowlee Park Hollin Parkfield	Our Lady & St.Paul's RC Woodland St.Luke's CE VC Healey Alice Ingham RC Smithy Bridge St.James' CE Milnrow Parish CE St Thomas' CE Crossgates St.Mary's RC Kentmere Academy Littleborough Stansfield Hall CE/Methodist VC St.Andrew's CE VC Moorhouse Newhey Hamer Little Heaton CE VC Alkington Elm Wood St.Gabriel's CE VC Holy Trinity CE
---	--	--

**Secondary:**

Holy Family RC CE Cardinal Langley RC St.Anne's Academy Hollingworth Academy	Wardle Academy St.Cuthbert's RC Kingsway Park Siddal Moor	Middleton Technology School Matthew Moss Falinge Park Oulder Hill
---	--	--

**Nursery Schools**

**Special Schools**

Howard Street South Street Sunny Brow	Redwood Newlands Springside Brownhill Learning Community
---	---

**All Rochdale Borough Councillors:**

Councillor Ali Ahmed Councillor Iftikhar Ahmed Councillor Shakil Ahmed Councillor Shefali Farooq Ahmed Councillor Daalat Ali Councillor Sultan Ali Councillor Andy Bell Councillor Jacqueline Beswick Councillor Cecile Biant Councillor Surinder Biant Councillor John Blundell Councillor Malcolm Boriss Councillor Allen Brett Councillor Lynne Brosnan Councillor Phil Burke Councillor Neil Butterworth Councillor Robert Clegg Councillor Ashley Dearnley Councillor Ian Duckworth	Councillor Neil Emmott Councillor Susan Emmott Councillor Janet Emsley Councillor Richard Farnell Councillor Christopher Furlong Councillor James Gartside Councillor Jane Gartside Councillor Pat Greenall Councillor John Hartley Councillor Kieran Heakin Councillor Michael Holly Councillor Jean Hornby Councillor Aftab Hussain Councillor Peter Joinson Councillor Andy Kelly Councillor Colin Lambert Councillor Terry Linden Councillor Donna Martin E Councillor Alan McCarthy	Councillor Amna Mir Councillor Lil Murphy Councillor Kathleen Nickson Councillor Shaun O'Neill Councillor Liam O'Rourke Councillor Rina Paolucci-Escobar Councillor Aasim Rashid Councillor Linda Robinson Councillor Sara Rowbotham Councillor Peter Rush Councillor Billy Sheerin Councillor Ann Stott JP Councillor Patricia Sullivan Councillor Carol Wardle Councillor Shah Wazir Councillor June West Councillor Peter Winkler Councillor Peter Williams Councillor Sameena Zaheer
--	--	--

Councillor Ray Dutton	Councillor Daniel Meredith	Councillor Mohammed Zaman
-----------------------	----------------------------	---------------------------

**Diocesan and Church Authorities**

Malcolm Finney (Manchester Church of England) Kevin Quigley (Salford Roman Catholic Diocese) Ron Hicks (Methodist Church Rochdale and Littleborough Circuit (06/04))
--

**Recognised Trade Union Representatives:**

maureen.howarth@rochdale.gov.uk christinepalmer340@hotmail.com head@littleheatonce.rochdale.sch.uk head@spotland.rochdale.sch.uk John.watson2@ouldehill.com	n.wigmore@executive.nut.org.uk secretary@rochdale.nut.org.uk awmeredith@hotmail.com sandra.blight@gmb.org.uk peter.scott@rochdale.gov.uk
---	--

**Rochdale MPs:**

Liz McInnes MP	Simon Danczuk MP
----------------	------------------

**Member of Youth Parliament & Children's Champion:**

C/O Heather Mellalieu (Lead Youth Worker)
---

**Rochdale Early Years and Childcare Partnership/ Schools HR Team / Schools Finance Team:**

Director of Children's Services - Gail Hopper Play & Childcare Devt Manager - Bob Adams Assistant Director of Early Help & Schools - Sandra Bowness Head of Schools Gillian Barrett Schools HR Team – Margaret Moore Schools Finance - Christine Clarkson
--

**Link4Life:**

Gillian Cronan
----------------

**Sure Start Children's Centre:**

Donna Stockton (Children's Centre Team) Laura Beesley (Children's Centre Team)
---

**Library Services:**

Philip Cooke (Community Services)
-----------------------------------

**Children’s Services**  
Early Help and Schools Service

**Sandra Bowness**  
Assistant Director of Children’s Services  
Number One Riverside, Smith Street,  
Rochdale, OL16 1XU  
Phone: 01706 925152  
[www.rochdale.gov.uk](http://www.rochdale.gov.uk)

7<sup>th</sup> October 2015

**To: Parents, Pupils, Staff and Governors of Bowlee Park CP School, Headteachers and Governing Bodies of all Rochdale Borough Schools, Secretaries of Recognised Trades Unions, Neighbouring Local Authorities, Diocesan Authorities, the Methodist Church, MPs for Rochdale Borough, Rochdale Borough Councillors, Rochdale Youth MP and Children’s Champion, Link4Life, Rochdale Borough Library Service and Langley Sure Start Children's Centre.**

Dear Sir/Madam,

**PROPOSED ALTERATION:- EXTRA SCHOOL PLACES TO BE PROVIDED AT BOWLEE PARK CP SCHOOL, MIDDLETON.**

*The reason for this letter is to tell you that the Local Authority is considering the need for extra primary school places at Bowlee Park CP School due increased demand for primary school places within the Middleton Township. The Local Authority would like to increase the number of places from 90 to 120 places. Before it takes the decision to publish legal proposals, the Local Authority wants to hear your views about the proposals.*

**What is being proposed?**

The proposal is to enlarge Bowlee Park CP School by providing an additional 30 places in each new year group from September 2016. This enlargement of the school would increase the admission number from 90 to 120 from September 2016.

**Why does the Local Authority want to do this?**

The Local Authority feels that an extension to the existing Bowlee Park CP School will provide sufficient primary school places within the Middleton Township.

**What would happen and when?**

To enable the admission of extra children on the Bowlee Park CP School site, the building will be extended in a 2 phase project. Phase 1 will provide 5 additional classrooms and an ICT suite plus ancillary accommodation and phase 2 will provide an additional 2 classrooms plus ancillary accommodation.

**Is Bowlee Park the only school affected?**

The Council needs to provide extra places in 2016 and 2017 at the schools in Middleton. Hollin will have an intake of 60 in 2016 and Boarshaw will have an intake of 60 in 2016 and 2017. For the long term, extra places will be needed at Bowlee Park to make sure there are enough places overall.

In the last few years Bowlee Park has gradually increased in size. This increase means that a statutory process must now be followed, and Bowlee Park is the only school involved in these proposals.

.....

CONSULTATION REPLY SLIP - PLEASE SEE OVERLEAF

.....Continued.....

**Further information & Consultation**

In the last few years Bowlee Park has gradually increased in size. This increase means that a statutory process must now be followed, and Bowlee Park is the only school involved in these proposals.

For more information on this consultation please visit the Council's website.

<http://consultations.rochdale.gov.uk/council-wide/additional-places-bowlee>

There is a 4 week consultation period starting on Wednesday 7<sup>th</sup> October 2015. This ends at midnight on Tuesday 3<sup>rd</sup> November 2015.

**Who takes the decision?**

After the close of the consultation, Rochdale Council's Cabinet will consider all responses received. It will decide whether to publish statutory proposals to increase the size of the school. If Cabinet decides to publish proposals, there will be a further 4 week statutory representation period, after which it will then make the final decision in accordance with Statutory Guidance and Regulations.

**How can I make my views known?**


You can make your views known by completing the reply slip below or by writing to the Local Authority by letter or e-mail at the address below. If you want to ask questions about the proposals, meetings have been arranged as follows-

Meeting with School Council	22 <sup>nd</sup> October 2015 @ 2:15pm	School (Students Only)
Drop-in Session for Parents, Staff, and Interested Parties	22 <sup>nd</sup> October 2015 @ 3:00pm-6:00pm	Buttermere Meeting Room

***The closing date for comments is midnight on 3<sup>rd</sup> November 2015.***

Comments should be sent to [robert.aspinall@rochdale.gov.uk](mailto:robert.aspinall@rochdale.gov.uk), or in writing to Robert Aspinall, School Organisation & Development Team, Rochdale Borough Council, Schools Service, Number One Riverside, Smith Street, Rochdale, OL16 1XU. You may also complete the on-line response form on the Council website.

Yours Faithfully



**Sandra Bowness**

Assistant Director of Children's Services  
Early Help and Schools

..... cut here ✂ .....

**Bowlee Park CP School - CONSULTATION REPLY**

I SUPPORT THE PROPOSAL TO PROVIDE MORE SCHOOL PLACES AT BOWLEE PARK FROM SEPTEMBER 2016 ONWARDS.	YES	
	NO	
COMMENTS:		
NAME-	CONNECTION TO THE SCHOOL:-	

Please return this slip to: Robert Aspinall, School Organisation & Development Team, Schools Service, Number One Riverside, Smith Street, Rochdale, OL16 1XU.



**CONSULTATION REPLY SLIPS:**

1. *There is a need, and it appears the school is prepared.* AW (Parent)
2. *I think this is a good idea, it will give other children and parents to see what a great school Bowlee Park is. Staff are always polite and welcoming and are very supportive when needed.* AC (Parent)
3. *I think this is a very good idea. More people joining our country we need more room in schools. Our country is not getting any smaller so we are going to need more room in school. More rooms for pupils is a good idea with more people joining our country.* CS (Parent)
4. *I think this is a brilliant idea.* GJ (Parent)
5. *I fully support the expansion of schools in the area – as long as the outstanding quality of education and care does not suffer and is given the same consideration.* JE (Parent & Local Resident)
6. *I agree with it because if children need more places in school why do they not get them.* KC (Parent)
7. *Only concerns would be traffic and parking and pupil entrances as these are already hectic from year 3 upwards when arriving at school and leaving at 3:30pm.* NP (Parent)
8. *I think this would be a good idea for the school, it would provide more places and more jobs for people.* SJ (Parent & Lunch Time Organiser)
9. *How can you let more children into the school as the school is already too full. If more children are allowed in then how will our children get the full education needed.* SM (Parent)
- 10 *I am writing to advise that I do not support the proposal to provide more school places at Bowlee Park from September 2016 onwards, this is as a parent with children currently attending the school. The reasons for this are as follows:*
  - 1) *The negative effect the building work and changes to the school will have on current pupils. The impact of such work can only have a detrimental effect on the pupil's work and on the day to day operation of the school. The noise and disruption caused by the building work could result in current pupils standards and achievements being lowered.*
  - 2) *The school is situated on a busy road and although it is a bus route it is already struggling to cope with the volume of traffic due to the road being quite narrow with the current provisions made for parking. The nearby building work currently being undertaken has already had a negative effect on the access to the school and the extra traffic particularly at drop off and collection times, with construction vehicles in the area could only be worse if those vehicles were directly involved with the school changes.*
  - 3) *Access and parking spaces for the school is already inadequate and this could only get worse with increased numbers and may lead to accidents. I trust that you will take these comments on board when making your decision.* JG (Parent)
11. *I do not support this proposal, my children already attend the school and the human traffic around the school is already a potential danger, there is also a parking issue and whilst I mostly walk my children to school on the rare occasion I take the car the parking is awful, there is nowhere to park and this ends up with people parking on the pathways and in nonparking zones. Adding another class onto each year will only make this worse.* (Online Response)

**STUDENT COUNCIL COMMENTS AND RESPONSES:**

***What will happen to our play space while there is building going on?***

*We will work with your teachers to make sure that you still have enough safe space to play in.*

***Is the building noise going to interrupt our learning?***

*We hope not. The building work will not be in the existing school and when the contractors have to work near to teaching areas, we will make sure that it is planned to minimise noise and disruption.*

***Are you going to give us more playground space when there are more children?***

*Yes*

***I think it is a good thing because I get to meet more children and have more friends.***

***If there are more children we might get lost or even bullied.***

*Your teachers will make sure that school continues to run as well as it does now and if you feel worried at any time, they will help you.*

***Can we now have an astro turfed football pitch in the new plan?***

*Unfortunately not, there is not enough money for this.*

**Are you going to drain the fields so we can use the fields for playground space?**

*No. We are going to provide extra hard play surface.*

**My parents think that it is a good idea because Langley needs more school spaces.**

**I think it is a bad idea because of the parking – there is already not enough parking and it is dangerous.**

*We will be undertaking a traffic survey and travel plan to make sure that we do not do anything to make your school dangerous.*

**Will we get a new and BIGGER trim trail?**

*Unfortunately not, there is not enough money for this.*

**I like it how it is.**

**I think there will be loads more space and more teachers.**

**How do we do ICT during building? Is there going to be enough ICT space for everyone?**

*Yes. We will work with your teachers to make sure you can still do ICT.*

**Will the field be concreted over? (We don't like concrete play surface).**

*We are going to provide some extra hard play surface that you will be able to use all year round on only a small area of the field.*

**Will we get lots of brand new equipment to play with and learn with?**

*Each new classroom will have the same sort of resources and equipment that you have now.*

**If we increase our classes we won't know everyone – we already don't know all our teachers.**

*Your teachers will make sure that school continues to run as well as it does and help you to learn everyone's name and make new friends. They will help you if you are worried.*

**Will the playground be zoned after the building?**

*We don't know this yet but will work with your teachers to decide what might be the best way to organise the space.*

**The playground is going to be overcrowded and then it will be more dangerous and harder to look after and watch children are happy and safe.**

*We are going to provide some extra hard play surface that you will be able to use all year round to make sure that there is enough safe play space for you all.*

**Using the field would be fantastic because equipment wouldn't get lost and children wouldn't get in trouble.**

*You will still be able to use the field when your teachers think that the weather conditions are suitable and you won't get too muddy.*

**It might be a new building but is there really enough space for all the children? We are already overcrowded. There isn't enough room to have whole school or even Key Stage assemblies.**

*There will be enough space for all the children to learn and your teachers will work together to decide how it will be best to manage school assemblies and productions.*

**Response from Cllr T. Linden**

*Dear Sir*

*Enclosed are my views on the proposal to enlarge the above school:*

*The first question in your consultation paper: details to enlarge the school by providing an additional place in each new year from September 2016, this will increase the admission number from 90 to 120 from September 2016. I take this to mean from Reception year and progress from year 1 to year 6? That will give when completed 840 full time children? My concern is in that time what provision will be finally agreed for nursery places in the foundation department, at present it can be up to 120 part time places*

but in the future to give every possible child who will be accepted at reception intake a part time place, it could increase the amount of children accessing the school by another 240 children? This could mean 1080 children and their parents/carers accessing the site daily? This without other users from the Sports Centre and Library?

We also have a sure start building on the school site, are there any proposals to amalgamate the service in the future, if not it again opens the possibility of more people needing access to the school site.

The second heading is stating that the extension to the existing Bowlee CP School will provide sufficient primary school places within the Middleton Township:

My question is, it does not state for how long? It does not mention the possibility of a new primary school, can you confirm Government rules state any new school has to be a free school or an academy, which takes responsibility away from the local authority?

The Third heading gives information to enable the extra children on the school site. It informs us that the "Building" will be extended in a 2 phase project: Can you confirm at this stage that there is no plan for a new standalone extension to the school, with the possibility of extra provision for the extra dining and assembly area which will be needed?

Phase 1 will provide 5 additional classrooms and an ICT suite plus ancillary accommodation:

Can you give more detail on ancillary accommodation, does that mean sufficient cloak rooms and toilets, or hopefully could it mean a second or larger hall for assemblies and the much needed extra catering facilities which will be needed (especially now children under 5 get free meals)?

Phase 2. Will provide 2 classrooms plus ancillary accommodation:

Can you confirm could this be a standalone building with the extra facilities mentioned in Phase 1 plus cloak rooms and sufficient toilets? In your next heading you state for long term, extra places after 2017, Bowlee Park extra places will be needed to make sure there are enough places overall. With only Community schools admission numbers agreed with the governor's and the LA (while other types of schools decide their own admission number) what happens if more places are needed after 2017, will Bowlee be extended again or will the LA have to look at the proposal to build a new school? In this same heading it is stated "in the last few years Bowlee Park has gradually increased in size" Is it not true in May 2015, there were 627 full or part time children attending the school, which means when it finally reaches the capacity of 960 or even possibly 1080 the increase in children will be either 353 children or 473 extra children and all the extra teaching and ancillary staff which will be needed? That is an increase between 56% and 75%.

I will refer you to my detailed summary at the first stage of the consultation which went to cabinet on October the 5th 2015. I do not want to repeat myself in such detail but will summarise (in no order of importance) by stating my main objections to increasing the school to a 4 form entry, which if the demand is there as expected will involve the foundation department at some time in the future have to increase its admission number?

1. It has not been proved that a 4 form Primary school in such an area of deprivation will be able to maintain or improve the academic results of the children before they leave for key stage 3 education?
2. I and many local people are not convinced there is the capacity for all this extra build and footfall and will need a lot of convincing a travel plan will solve our concerns?
3. I am not convinced, due to decisions already made that pupils who in the past would have been part of the catchment area for the school, will find themselves still available to attend Bowlee, but will be offered schools off the Estate?
4. There are concerns about the criteria used to assess the admissions numbers needed in the future, issue and concerns have been highlighted on how new housing figures are used in the calculations and how due to the influx of Eastern Europeans and African /Carrabian families the birth rates do not include many of them who have moved in to the area after the birth of some of their children elsewhere?
5. I have personal concerns that this is a political decision not to give credence to a new primary school, due to the Governments new policy of all new schools built having to be a Free school or a Academy?
6. In the first consultation, parents emphasised the issue already as a Community school, it is difficult for parents or carers to attend functions in the assembly hall, to support their children, because of lack of capacity now, even before the proposed enlargement. The need for extra larger Assembly hall /catering area needs to be made clear before any decisions are made?

I hope once again the concerns above and the points made at the beginning are given the proper detailed review and the right decisions are made for the reason we should / are doing this, to give our children in the future, safe and best academic facilities and education?

Regards

Terry Linden

**Bowlee Consultation Meeting with Parents on 22nd October 2015 @ 3-6pm:**

The school will be bigger than most high schools.

There are already existing car parking issues for parents and staff.

Traffic and safety issues.

Separate sites – could the old Langley school be used to ensure older and younger children are separated.

Birth rates and increase in school place demand. Research into large primary schools –require strong leadership.

Traffic survey to be conducted at peak times.

Considerate construction companies.

Alternative access routes for contractors.

Building work in school hours – yes and the school will work with the contractors to minimise any disruption.

The school hall is currently used for assembly and for dining – can parents still attend assembly? There is no change to this.

Could the Bowlee Parkway be used for additional parking?

Could cycle paths be put into place?

Is it possible to have a drop off point at the back of the playground near the current roundabout?

There are no road signs on the approach of the school to advise of the school approach– some road signs may highlight the need for cars to slow down.

The gates are too narrow for two cars to fit through at once.

Is it possible to have a multi-storey carpark?

Could we have a school bus to collect children in the mornings?

.....

**Rochdale Borough Council  
BOWLEE PARK COMMUNITY PRIMARY SCHOOL, Middleton**

Notice is given in accordance with section 19(1) of the Education and Inspections Act 2006 and the School Organisation (Prescribed Alterations to Maintained Schools)(England) Regulations 2013 (2013/3110) that Rochdale Borough Council, Children's Services, Number One Riverside, Smith Street, ROCHDALE, OL16 1XU, intends to make a prescribed alteration to:

**Bowlee Park Community Primary School, Windermere Road, Langley, Middleton, Manchester, M24 4LA with effect from 1st September 2016:**

The proposed alteration is to enlarge the school to increase the capacity to admit a further 30 children in each new year group. The current Published Admission Number (PAN) of the school is 90, the new PAN will be 120.

The proposal has been made in response to the increase in pupil numbers that arise because of increased demand, including from new housing developments in this part of the Borough.

This Notice is an extract from the complete proposal. Copies of the complete proposals can be obtained from [robert.aspinall@rochdale.gov.uk](mailto:robert.aspinall@rochdale.gov.uk), or by writing to Robert Aspinall, School Organisation and Development Team, Early Help and Schools, Rochdale Borough Council, Number One Riverside, Smith Street, Rochdale, OL16 1XU. The proposals can be accessed on the Council website at:

<http://consultations.rochdale.gov.uk/council-wide/additional-places-bowlee>

Within four weeks from the date of publication of these proposals, any person may object to or make comments on the proposal by writing to Robert Aspinall, School Organisation and Development Team, Early Help and Schools, Rochdale Borough Council, Number One Riverside, Smith Street, Rochdale, OL16 1XU. You may also complete the on-line response form on the Council website.

The closing date for representations is midnight on Wednesday 30<sup>th</sup> December 2015.

**Publication Date:** 3<sup>rd</sup> December 2015



Sandra Bowness  
Assistant Director Early Help & Schools

.....